

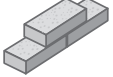
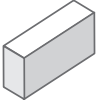
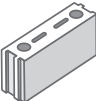

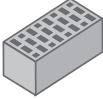

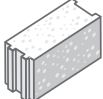


Belastbaarheid LTX isolatieplug

Substraat volgens ETAG014	Omschrijving	Volumieke massa kg/dm ³	Karakteristieke uittrekwaarde
A 	Beton C12/15	≥ 1,80	0,50
A 	Beton C16/20-C50/60	≥ 2,30	0,75
B 	Baksteen	≥ 1,77	0,75
B 	Kalkzandsteen vol	≥ 2,00	0,60
C 	Kalkzandsteen hol	≥ 1,60	0,50
C 	Poreuze blokken	≥ 1,20	0,50
D 	Snelbouwsteen	≥ 1,05	0,50
E 	Cellenbeton AAC2	≥ 0,35	0,50
E 	Cellenbeton AAC7	≥ 0,65	0,60